

ASH-10 Series, 10Watt

FEATURES:

- ✓ Universal AC input/full range
- ✓ Low ripple and noise
- ✓ Short circuit, over current, over voltage protections
- ✓ High efficiency, high density
- ✓ 100% burn-in test
- ✓ 3 year warranty



Model	Input voltage (Vac)	Output 1 (Vdc/mA)	Output 2 (Vdc/mA)	Output power (W)
ASH10-3		3.3V/2000mA	/	6.6
ASH10-5		5V/2000mA	/	10
ASH10-9		9V/1100mA	/	10
ASH10-12		12V/900mA	/	10
ASH10-15		15V/700mA	/	10
ASH10-24		24V/450mA	/	10
ASH10-D5	85~265	+5V/1000mA	-5V/1000mA	10
ASH10-D12		+12V/450mA	-12V/450mA	10
ASH10-D15		+15V/350mA	-15V/350mA	10
ASH10-D24		+24V/200mA	-24V/200mA	10
ASH10-D0505		5V/1800mA	5V/200mA	10
ASH10-D0512		5V/1500mA	12V/200mA	10
ASH10-D0515		5V/1400mA	15V/200mA	10
ASH10-D0524		5V/1000mA	24V/200mA	10

Note: Other output models may available on request.

ELECTRICAL

Input						
Parameters	Symbols	Test Conditions / Comment	Min.	Typ.	Max.	Units
Input voltage	V_{in}	--	85	--	265	Vac
			120	--	370	Vdc
Input frequency	F_{line}	--	47	--	63	Hz
Leakage current	$I_{leakage}$	$V_{in} = 230Vac/50Hz$	--	--	0.3	mA

ASH-10 Series, 10Watt
ELECTRICAL
Input

Parameters	Symbols	Test Conditions / Comment	Min.	Typ.	Max.	Units
Input current	I_{in}	Full load, $V_{in} = 115Vac$	--	260	--	mA
		Full load, $V_{in} = 230Vac$	--	160	--	mA
Inrush current	I_{inrush}	Cold start, full load, $V_{in} = 115Vac$	--	10	--	A
		Cold start, full load, $V_{in} = 230Vac$	--	20	--	A

Output

Output voltage accuracy	--	--	--	± 2.0	--	%
Line regulation	$V_{out-line}$	--	--	± 2.0	--	%
Load regulation	$V_{out-load}$	10%~100% load	--	± 1.5	--	%
Efficiency	η	--	--	70	--	%
Ripple	V_{ripple}	20MHz	--	50	100	mVp-p

Protection

Short circuit	Hiccup mode, it will auto-recover after fault condition is removed					
Over current	$\geq 110\%I_o$, it will auto-recover after fault condition is removed					
Over voltage	Diode clamp					

Environment

Storage	$T_{storage}$	Humidity: 10% RH to 95% RH	-25	--	+105	$^{\circ}C$
Ambient operating temperature	T_a	Startup at rated voltage(please refer to derating curve)	-25	--	+70	$^{\circ}C$
Operating relative humidity	H_a	Non condensing	10	--	95	%
Temperature coefficient	--	--	--	0.02	--	%/ $^{\circ}C$
MTBF	T_{MTBF}	MIL-HDBK-217F(25 $^{\circ}C$)	300	--	--	kHrs

ASH-10 Series, 10Watt

ELECTRICAL

Environment

Dimension(LxWxH) 55.0 x 45.0 x 21.0mm

Safety / EMC

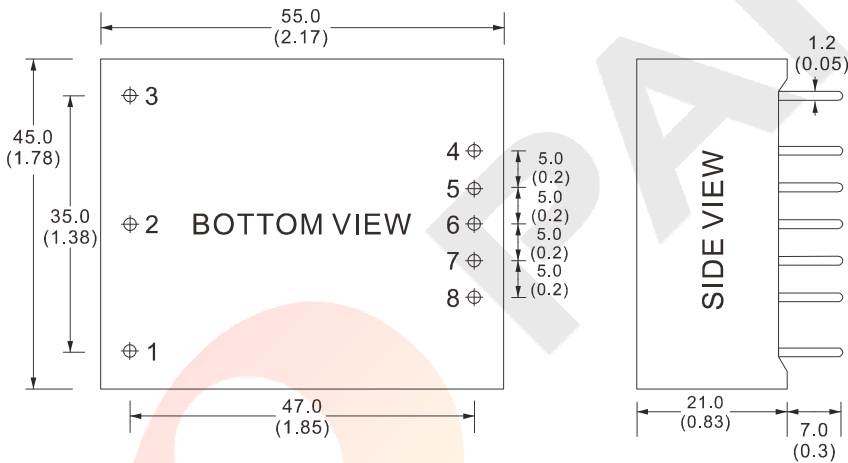
Safety standards Design refer to UL1012, UL60950, UL60950

Isolation voltage I/P-O/P:3.0KVAC

EMC EN55022 Class B, EN55024

Notes: Unless otherwise specified, all the above parameters are measured at ambient temperature of 25°C and Vin = 85Vac to 265Vac.

MECHANICAL



PIN DEFINITION

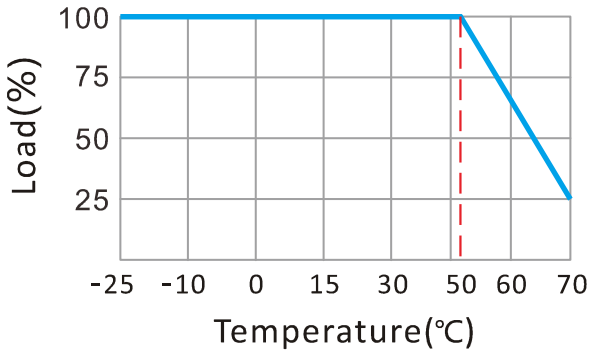
Pin	SINGLE	DUAL	TWO
1	FG	FG	FG
2	AC(N)	AC(N)	AC(N)
3	AC(L)	AC(L)	AC(L)
4	+Vo	+Vo	+Vo2
5	No Pin	No Pin	-Vo2
6	No Pin	COM	No Pin
7	No Pin	No Pin	+Vo1
8	-Vo	-Vo	-Vo1

Unit: mm

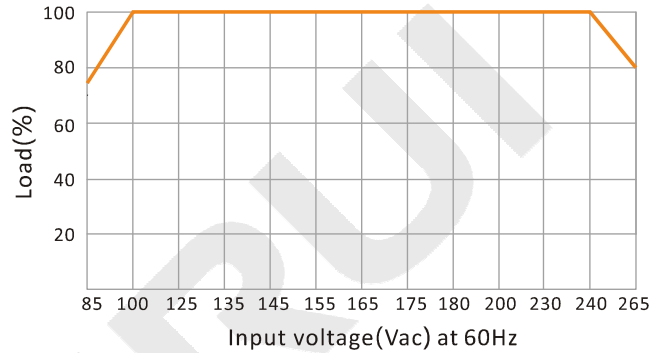
ASH-10 Series, 10Watt

ELECTRICAL CURVE

DERATING CURVE

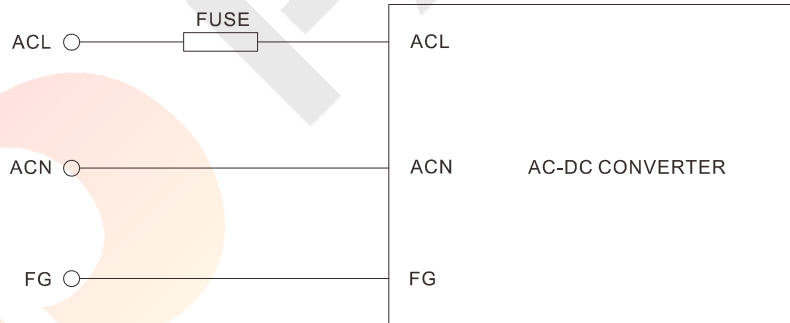


STATIC CHARACTERISTIC CURVE



NOTE

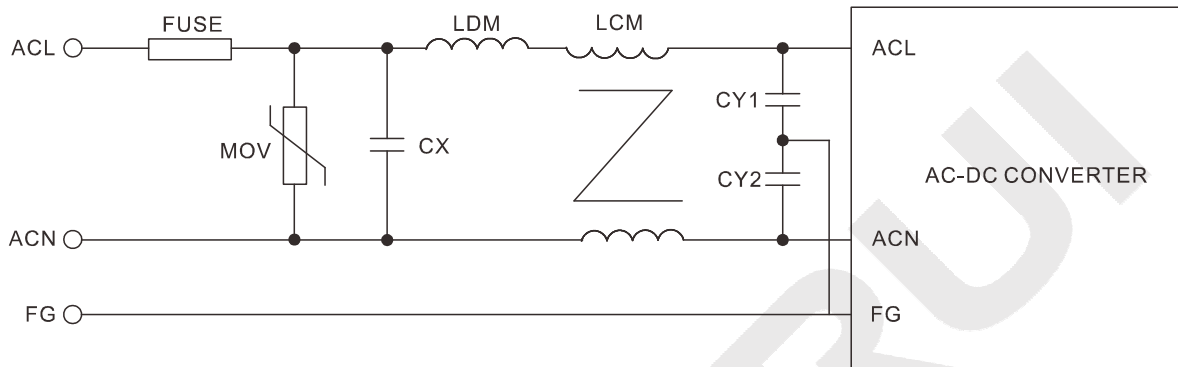
RECOMMENDED TEST AND APPLICATION CIRCUIT



ASH-10 Series, 10Watt

NOTE

RECOMMENDED EMC TEST CIRCUIT



Component	Recommended Value
FUSE	1A/250V, Slow rating
MOV	14D-561K
CY1, CY2	1000pF/400Vac
CX	0.1uF/275Vac
LCM	10mH
LDM	4.7uH/2a