



**2016-V1.0-0720**

# **Specifications**

---

**LED Power Supplies for Outdoor Use**

**LGEU-60CV Series, 60W**

**PAIRUI ELECTRONICS**

No. 545 Museum Road  
Yangzhou, Jiangsu  
China 225009

Tel: 86 (514) 8279 1592

Fax: 86 (514) 8769 3159

**2016**

# LED Power Supplies for Outdoor Use

## LGEU-60CV SERIES, 60WATT, IP65 RATING

### Features

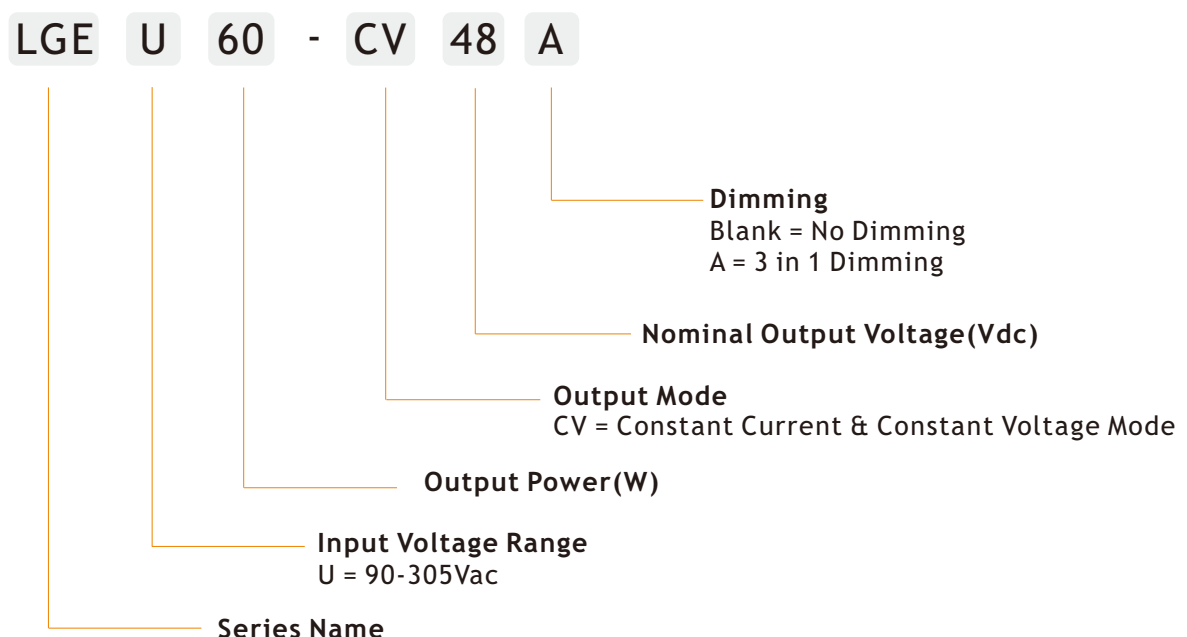
- 5 Year Warranty
- Universal Input Voltage Range: 90~305Vac
- Constant Current & Constant Voltage Mode
- Adjustable Output Current 60%~100%
- Rating IP65, Suitable for Outdoor Applications
- All Round Protections: Short Circuit, Over Voltage, Over Current, Over Temperature
- 3 in 1 Dimming(0-10V/Resistor/PWM)



### Applications

- ✓ Street Light
- ✓ Tunnel Light
- ✓ Flood Light
- ✓ Refrigeration Equipment
- ✓ Other Light Fixtures for Outdoor Use

### Electrical



## Electrical

Part Number	Nominal Input Voltage	Nominal Output Voltage & Current	Constant Current Range	Output Voltage Adjustable Range	Output Current Adjustable Range	Ripple	Efficiency	Certificate
LGEU60-CV50	100-277VAC	50V 1200mA	35-50VDC	46-55VDC	700-1200mA	5%	90%	CE
LGEU60-CV48	100-277VAC	48V 1300mA	34-48VDC	43-53VDC	800-1300mA	5%	90%	CE
LGEU60-CV36	100-277VAC	36V 1700mA	25-36VDC	33-40VDC	1000-1700mA	5%	89%	CE
LGEU60-CV24	100-277VAC	24V 2500mA	17-24VDC	22-27VDC	1500-2500mA	5%	88%	CE
LGEU60-CV12	100-277VAC	12V 5000mA	8-12VDC	10-14VDC	3000-5000mA	5%	86%	CE

**NOTE:**

1. Other output models are may available on request;
2. Add suffix "A" for 3 in 1 dimming(0-10V/Resistor/PWM).

**INPUT**

PARAMETER	CONDITIONS	MIN	TYP	MAX	UNITS
Input voltage		90		305	Vac
Input frequency		47		63	Hz
Input current	Full load, Vin=110Vac Full load, Vin=220Vac		0.75 0.38		A A
Inrush current	Cold start, Vin=230Vac			45	A
Power factor(PF)	Full load, Vin=110Vac Full load, Vin=220Vac		0.99 0.95		
Leakage current	Vin=230Vac, 50Hz		0.75		mA
Surge voltage	L-N L, N-FG		4 6		KV KV

**OUTPUT**

PARAMETER	CONDITIONS	MIN	TYP	MAX	UNITS
Output voltage adjustable range				±10	%
Output current adjustable range		60		100	%
Output current accuracy			5		%
Line regulation	Vin from 100Vac to 277Vac		1		%
Load regulation	Vout from min. to max.		3		%
Output current overshoot	Turning on			10	%
Turn-on delay time	Cold start, power on		1000		ms
Ripple	Please refer to below measurement method		5%Io		mAp-p
THD	Output load≥50%			20	%

NOTE: The values are measured at 20MHz of bandwidth by using a 12" twisted pair-wire terminated with 0.1uF & 47uF parallel capacitor under ambient temperature 25°C at rated input voltage and rated load.

**Protection**

Short circuit	In hiccup mode, it will recover automatically after fault condition is removed
Over voltage	110-150% Vout, the driver shall return to normal operation after the power is turn-on again
Over current	In hiccup mode, it will recover automatically after fault condition is removed
Over temperature	In lock mode, the driver shall return to normal operation after the power is turn-on again

Environment

PARAMETER	CONDITIONS	MIN	TYP	MAX	UNITS
Ambient operating temperature	Startup at rated voltage	-35		+70	°C
Operating relative humidity	Non condensing	10		95	%
Storage temperature	Humidity 5 ~ 100% RH	-40		+85	°C
Maximum case temperature	Hot-spot on case			+90	°C
MTBF	Full load, 220Vac input, 25°C ambient temperature	300			Khrs
Waterproof rating	IP65				
Dimension(LxWxH)	195.6 x 68.0 x 38.8mm				
Weight	870g				

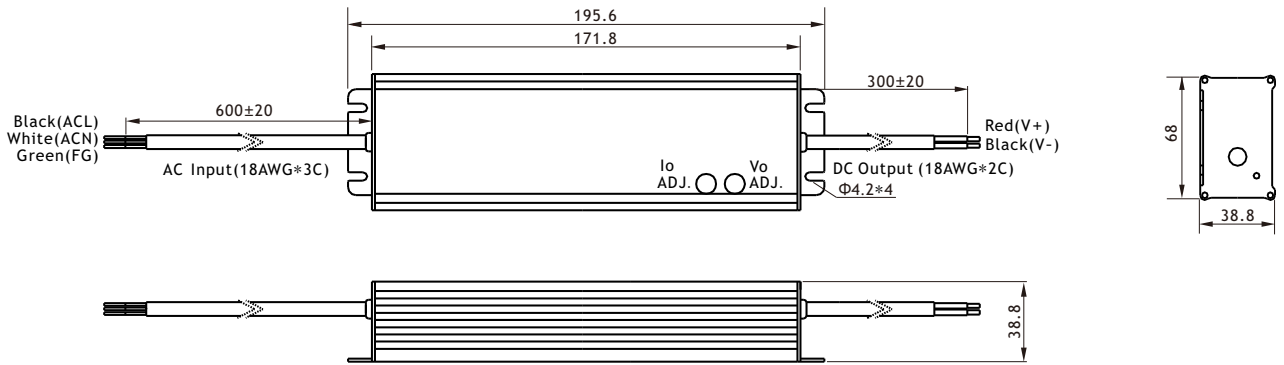
Safety/EMC

Safety	Design refer to UL8750, UL935, UL1012, UL1310 Class 2, EN61347, EN61347-2-13
EMC	Compliance to EN55015, FCC Part 15 Class B, EN61000-3-2, EN61000-3-3, EN61000-4-2, 3, 4, 6, 8, 11, EN61547

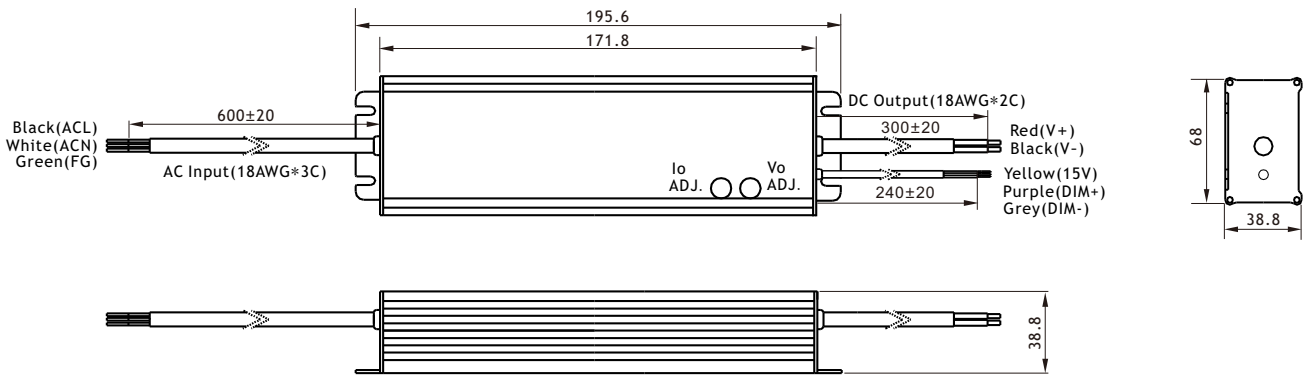
NOTE: Unless otherwise specified, all the above parameters are measured at ambient temperature of 25°C and Vin=100Vac to 277Vac.

Mechanical

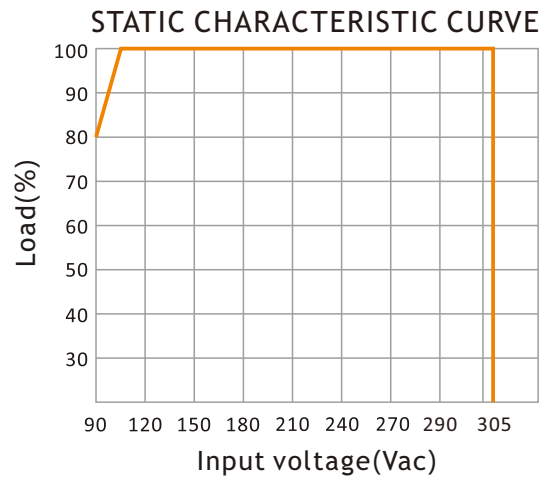
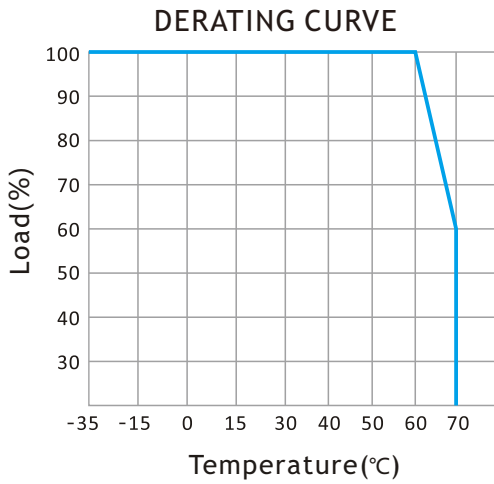
No Dimming



3 in 1 Dimming

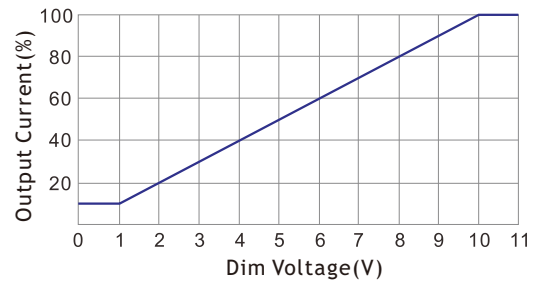
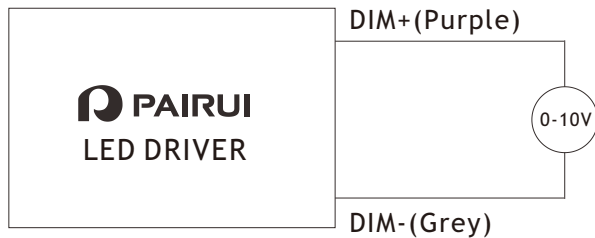


## Electrical Curve

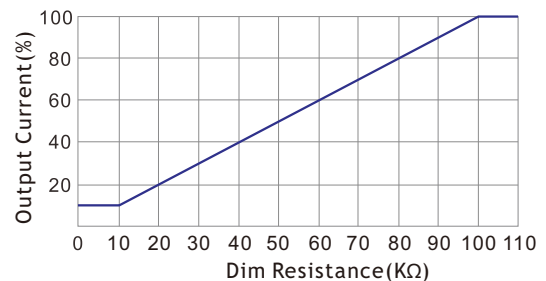
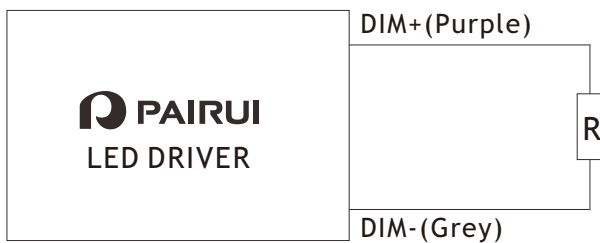


## Dimming Function

### 0-10V Dimming



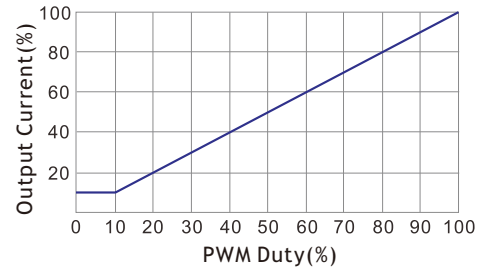
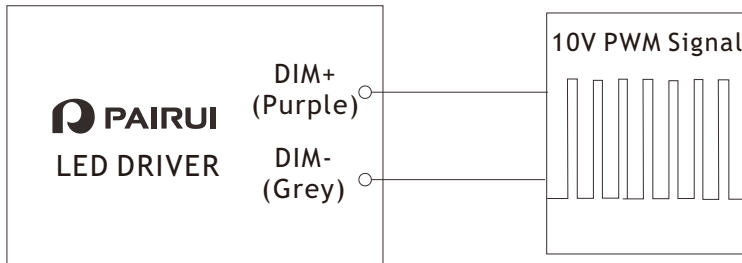
### External Resistor Dimming



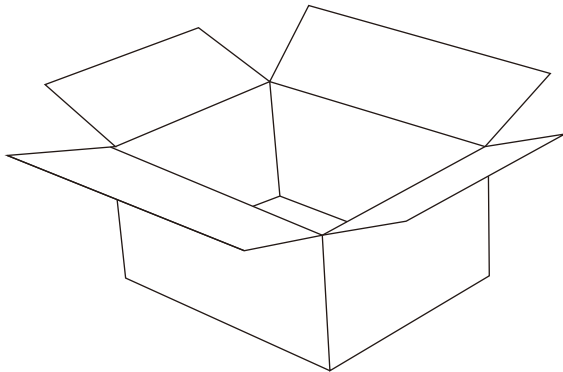


## Dimming Function

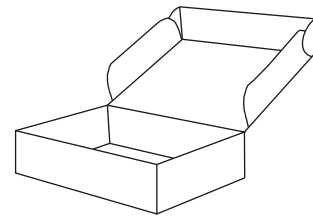
### PWM Dimming



## Package






Outer Carton  
L 620 x W 260 x H 185mm










Inner Box  
L 245 x W 102.5 x H 46mm

SERIES	QTY/BOX	QTY/CARTON	NET WEIGHT	GROSS WEIGHT	VOLUME
LGEU-60CV	1 piece	18 boxes	15.6kg/carton	17kg/carton	0.03CBM/carton

## Labelling

<b>INPUT</b> <ul style="list-style-type: none"> <li>• ACL (BLK)</li> <li>• ACN (WHT)</li> <li>• ⊕ (GRN)</li> </ul>	 <b>LGEU60-CV48</b> LED POWER SUPPLY <b>INPUT:</b> 100-277VAC, 50/60Hz <b>OUTPUT:</b> 800-1300mA, 34-48VDC MADE IN CHINA	• ta 70°C • tc 90°C 	<b>OUTPUT</b> DC+ (RED) • DC- (BLK) •
			 IO ADJ      VO ADJ

<b>INPUT</b> <ul style="list-style-type: none"> <li>• ACL (BLK)</li> <li>• ACN (WHT)</li> <li>• ⊕ (GRN)</li> </ul>	 <b>LGEU60-CV48A</b> LED POWER SUPPLY <b>INPUT:</b> 100-277VAC, 50/60Hz <b>OUTPUT:</b> 800-1300mA, 34-48VDC MADE IN CHINA (3 in 1 Dimming)	• ta 70°C • tc 90°C 	<b>OUTPUT</b> DC+ (RED) • DC- (BLK) • 15V (YEL) • DIM+ (PPL) • DIM- (GRY) •
			 IO ADJ      VO ADJ

Symbol	Description
	Short-circuit-proof with safety insulation
	Independent Operation
IP65	Type of protection(IP65 for indoor and outdoor use)
	RoHS Mark
	CE Mark