


**DBR-2 SERIES, 2WATT, 1KVDC, REGULATED**

**FEATURES:**

- ✓ 1000Vdc isolation voltage
- ✓ Dual output models
- ✓ Operating temperature range -40°C to +85°C
- ✓ Short circuit protection
- ✓ 3 year warranty



Model	Input voltage (Vdc)	Output voltage (Vdc)	Output current (mA)		Efficiency Typ.
			Min.	Max.	
DBR2-0521	5(4.75~5.25)	±5	20	200	82%
DBR2-0522		±9	11.1	111	82%
DBR2-0523		±12	8.3	83	82%
DBR2-0524		±15	6.7	67	82%
DBR2-1221	12(11.4~12.6)	±5	20	200	82%
DBR2-1222		±9	11.1	111	82%
DBR2-1223		±12	8.3	83	82%
DBR2-1224		±15	6.7	67	82%
DBR2-2421	24(22.8~25.2)	±5	20	200	82%
DBR2-2422		±9	11.1	111	82%
DBR2-2423		±12	8.3	83	82%
DBR2-2424		±15	6.7	67	82%

**Notes:** 1. other input and output models may available on request;  
2. Add suffix "P" for continuous short circuit protection.

**ELECTRICAL**

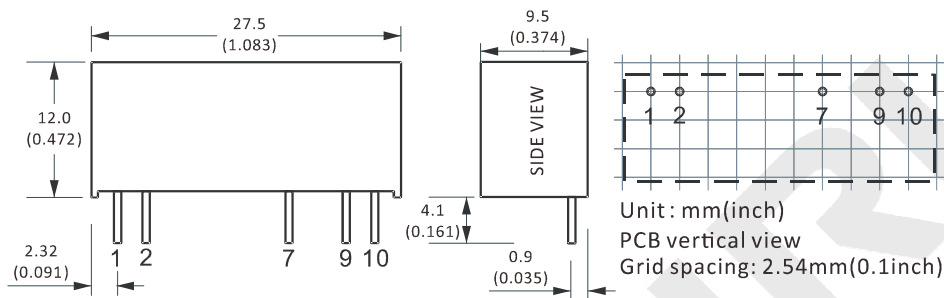
Output voltage accuracy	---	±3% max.
Line regulation	---	±0.25% max.
Load regulation	10% ~ 100% full load	±1% max.
Isolation voltage	Leakage current < 1mA/1min.	1000Vdc min.
Isolation resistance	Test at 500VDC	1000mΩ min.
Ripple & noise	Bend width 20MHz	150mVp-p max.
Temperature coefficient	Rated load	±0.03%/°C
Operating temperature range	---	-40°C to +85°C
Storage temperature range	---	-55°C to +125°C
Short circuit protection	---	1S
MTBF	---	3500KHrs
Weight	---	5.2g

DBR-2 SERIES, 2WATT, 1KVDC, REGULATED

**ELECTRICAL**

Notes: All the parameters are measured at 25°C ambient temperature, humidity < 75%, nominal input voltage, full load and after warm-up, unless otherwise specified.

**MECHANICAL**



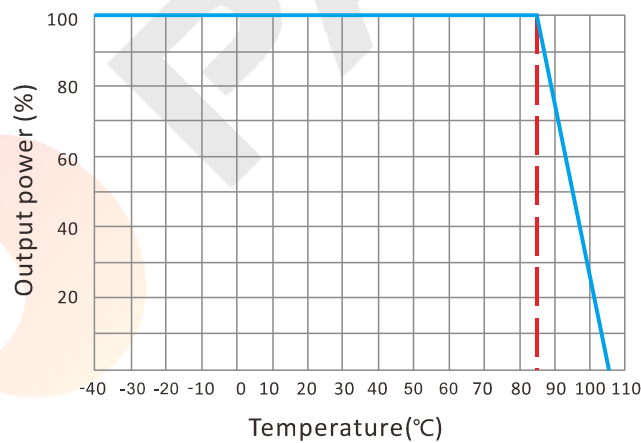
**CONNECTION**

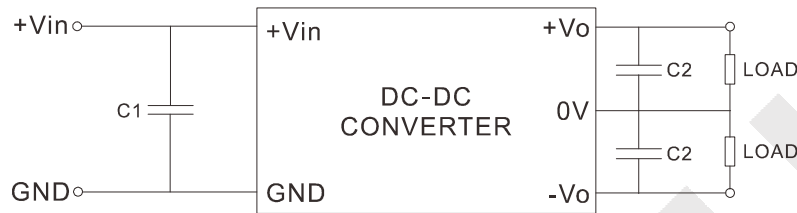
PIN #	SINGLE
1	+Vin
2	GND
7	+Vo
9	-Vo
10	0V

Note:

\* Unit is mm(inch).

**ELECTRICAL CURVE**



**DBR-2 SERIES, 2WATT, 1KVDC, REGULATED**
**NOTES**
**RECOMMENDED TEST AND APPLICATION CIRCUIT**

**CAPACITOR SELECTION**

INPUT VOLTAGE	C1	OUTPUT VOLTAGE	C2
5VDC	4.7 $\mu$ F	$\pm$ 5VDC	4.7 $\mu$ F
12VDC	2.2 $\mu$ F	$\pm$ 9VDC	2.2 $\mu$ F
24VDC	0.47 $\mu$ F	$\pm$ 12VDC	1.0 $\mu$ F
--	--	$\pm$ 15VDC	0.47 $\mu$ F