


DBR-1 SERIES, 1WATT, 1KVDC, REGULATED

FEATURES:

- ✓ 1000Vdc isolation voltage
- ✓ Fully regulated with low ripple and noise
- ✓ Dual output models
- ✓ Continuous short circuit protection
- ✓ Operating temperature range -40°C to +85°C
- ✓ 3 year warranty



Model	Input voltage (Vdc)	Output voltage (Vdc)	Output current (mA)		Efficiency Typ.
			Min.	Max.	
DBR1-0521	5(4.75~5.25)	±5	10	100	54%
DBR1-0522		±9	5.5	55	63%
DBR1-0523		±12	4	40	63%
DBR1-0524		±15	3.3	33	65%
DBR1-0525		±24	2.1	21	62%
DBR1-1221	12(11.4~12.6)	±5	10	100	56%
DBR1-1222		±9	5.5	55	62%
DBR1-1223		±12	4	40	65%
DBR1-1224		±15	3.3	33	66%
DBR1-1225		±24	2.1	21	62%
DBR1-2421	24(22.8~25.2)	5	20	200	54%
DBR1-2422		9	11	110	62%
DBR1-2423		12	8.3	83	64%
DBR1-2424		15	6.8	68	66%
DBR1-2425		24	4.2	42	62%

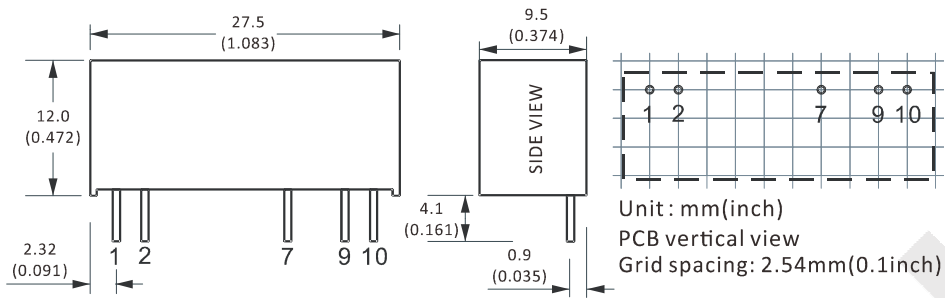
Notes: other input and output models may available on request.

ELECTRICAL		
Line regulation	---	±0.25%
Load regulation	10% ~ 100% full load	±1%
Ripple and noise	---	100mVp-p max.
Isolation voltage	---	1000Vdc
Short circuit protection	---	Continuous short circuit protection
Operating temperature range	---	-40°C to +85°C
MTBF	---	3500KHrs
Weight	---	4.5g

Notes: All the parameters are measured at 25°C ambient temperature, humidity < 75%, nominal input voltage, full load and after warm-up, unless otherwise specified.

DBR-1 SERIES, 1WATT, 1KVDC, REGULATED

MECHANICAL



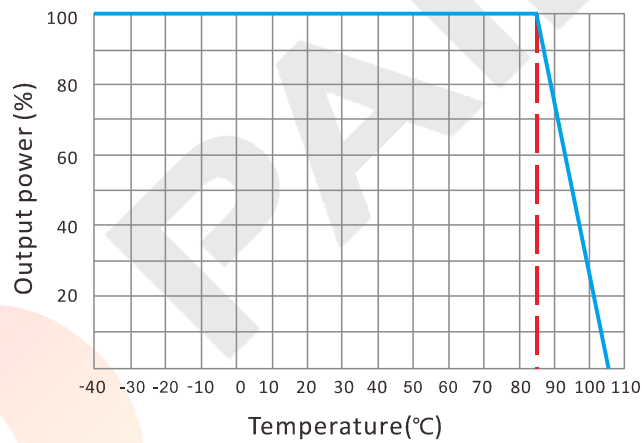
CONNECTION

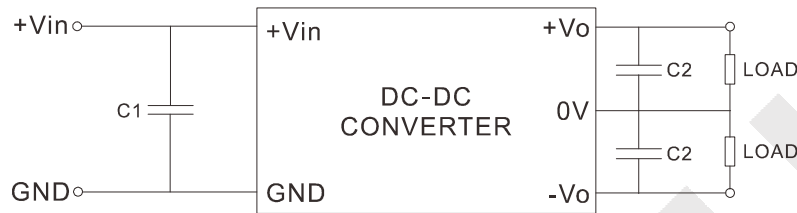
PIN #	DUAL
1	+Vin
2	GND
7	+Vo
9	-Vo
10	0V

Note:

* Unit is mm(inch).

ELECTRICAL CURVE



DBR-1 SERIES, 1WATT, 1KVDC, REGULATED
NOTES
RECOMMENDED TEST AND APPLICATION CIRCUIT

CAPACITOR SELECTION

INPUT VOLTAGE	C1	OUTPUT VOLTAGE	C2
5VDC	4.7 μ F	\pm 5VDC	4.7 μ F
12VDC	2.2 μ F	\pm 9VDC	2.2 μ F
24VDC	0.47 μ F	\pm 12VDC	1.0 μ F
--	--	\pm 15VDC	0.47 μ F
--	--	\pm 24VDC	0.47 μ F