


DAE-2H SERIES, 2WATT, 6KVDC, UNREGULATED

FEATURES:

- ✓ 6000Vdc isolation voltage
- ✓ Low isolation capacitance
- ✓ Operating temperature range -40°C to +85°C
- ✓ Short circuit protection
- ✓ 3 year warranty



Model	Input voltage (Vdc)	Output voltage (Vdc)	Output current (mA)		Efficiency Typ.
			Min.	Max.	
DAE2-0510H	5(4.5~5.5)	3.3	60	600	70%
DAE2-0511H		5	40	400	74%
DAE2-0512H		9	22.2	222	77%
DAE2-0513H		12	16.7	167	77%
DAE2-0514H		15	13.3	133	77%
DAE2-0521H		±5	100	200	74%
DAE2-0522H		±9	11.1	111	77%
DAE2-0523H		±12	8.3	83	77%
DAE2-0524H		±15	6.7	67	77%
DAE2-1210H		12(10.8~13.2)	3.3	60	600
DAE2-1211H	5		40	400	75%
DAE2-1212H	9		22.2	222	78%
DAE2-1213H	12		16.7	167	80%
DAE2-1214H	15		13.3	133	87%
DAE2-1221H	±5		100	200	75%
DAE2-1222H	±9		11.1	111	78%
DAE2-1223H	±12		8.3	83	80%
DAE2-1224H	±15		6.7	67	87%
DAE2-2410H	24(21.6~26.4)		3.3	60	600
DAE2-2411H		5	40	400	75%
DAE2-2412H		9	22.2	222	77%
DAE2-2413H		12	16.7	167	80%
DAE2-2414H		15	13.3	133	79%
DAE2-2421H		±5	100	200	75%
DAE2-2422H		±9	11.1	111	77%
DAE2-2423H		±12	8.3	83	80%
DAE2-2424H		±15	6.7	67	79%

Notes: 1. Other input and output models may available on request;
 2. Add suffix "P" for continuous short circuit protection.

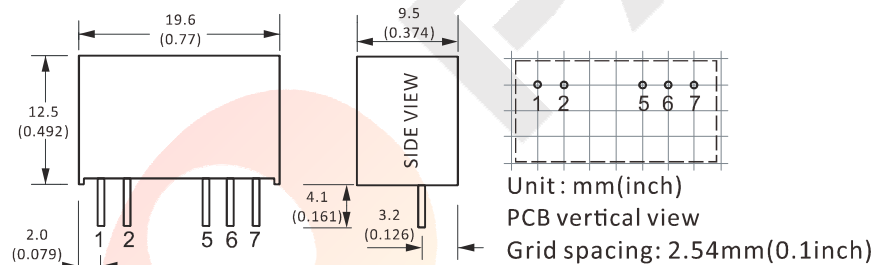
DAE-2H SERIES, 2WATT, 6KVDC, UNREGULATED

ELECTRICAL

Line regulation	---	1.2% max.
Load regulation	10% ~ 100% full load	15%max.
Isolation voltage	Leakage current < 1mA/1min.	6000Vdc min.
Isolation resistance	Test at 500VDC	1000mΩ min.
Switching frequency	---	70KHz typ.
Ripple & noise	Bend width 20MHz	150mVp-p max.
Temperature coefficient	Rated load	±0.03%/°C
Operating temperature range	---	-40°C to +85°C
Storage temperature range	---	-55°C to +125°C
Short circuit protection	---	1S
MTBF	---	3500KHrs
Weight	---	2.7g

Notes: All the parameters are measured at 25°C ambient temperature, humidity < 75%, nominal input voltage, full load and after warm-up, unless otherwise specified.

MECHANICAL

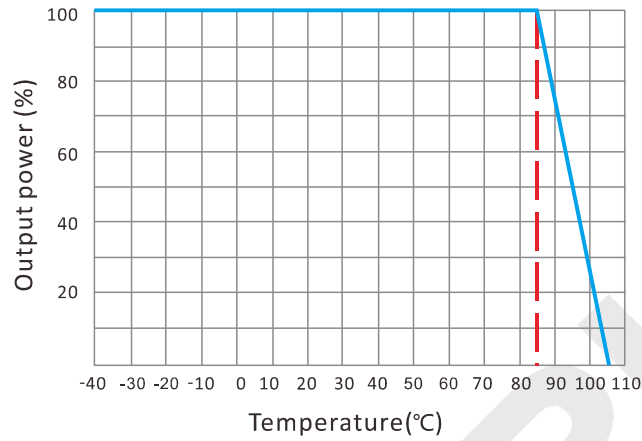
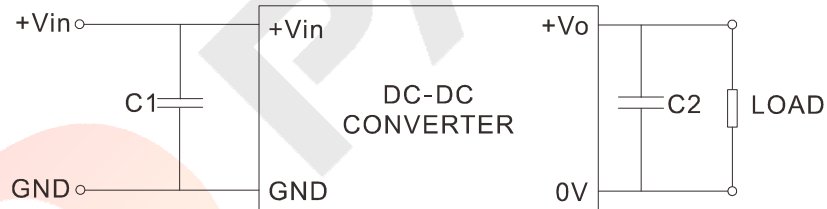
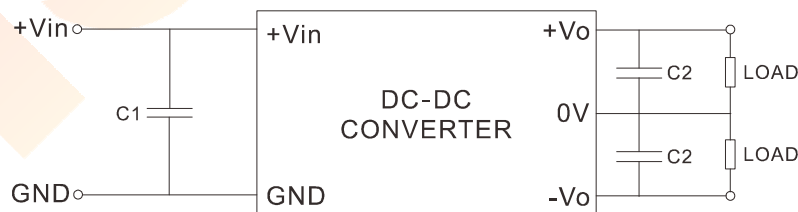


CONNECTION

PIN #	SINGLE	DUAL
1	+Vin	+Vin
2	GND	GND
5	0V	-Vo
6	No Pin	0V
7	+Vo	+Vo

Note:

* Unit is mm(inch).

DAE-2H SERIES, 2WATT, 6KVDC, UNREGULATED
ELECTRICAL CURVE

NOTES
RECOMMENDED TEST AND APPLICATION CIRCUIT
SINGLE OUTPUT

DUAL OUTPUT


DAE-2H SERIES, 2WATT, 6KVDC, UNREGULATED
NOTES
CAPACITOR SELECTION

INPUT VOLTAGE	C1	SINGLE OUTPUT	C2	DUAL OUTPUT	C2
5VDC	4.7 μ F	5VDC	10 μ F	\pm 5VDC	4.7 μ F
12VDC	2.2 μ F	9VDC	4.7 μ F	\pm 9VDC	2.2 μ F
15VDC	1.0 μ F	12VDC	2.2 μ F	\pm 12VDC	1.0 μ F
24VDC	1.0 μ F	15VDC	1.0 μ F	\pm 15VDC	1.0 μ F
--	--	24VDC	1.0 μ F	\pm 24VDC	0.47 μ F